




MONTHLY REPORT OF DISBURSEMENTS
For the month of June 2021

Department: Department of Science and Technology (DOST)
Entity Name: PHILIPPINE SCIENCE HIGH SCHOOL - MIMAROPA REGION CAMPUS
Operating Unit: MIMAROPA Region Campus
Organization Code (UACS): 1901609015
Funding Source Code (as clustered): 01- Regular Agency Fund
(e.g. UACS Fund Cluster: 01- Regular Agency Fund, 02-Foreign Assisted Projects Fund, 03-Special Account-Local Funded/Domestic Grants Fund, etc.)

PARTICULARS	CURRENT YEAR BUDGET					PRIOR YEAR'S BUDGET											TRUST LIABILITIES				GRAND TOTAL					Remarks		
	PS	MOOE	Fin. Exp.	CO	TOTAL	PRIOR YEAR'S ACCOUNTS PAYABLE				CURRENT YEAR'S ACCOUNTS PAYABLE					TOTAL	SUB-TOTAL	PS	MOOE	CO	TOTAL	PS	MOOE	Fin. Exp.	CO	TOTAL			
						PS	MOOE	Fin. Exp.	CO	PS	MOOE	Fin. Exp.	CO	Sub-Total														
1	2	3	4	5	6=(2+3+4+5)	7	8	9	10	11=(7+8+9+10)	12	13	14	15	16=(12+13+14+15)	17=(11+16)	18=(6+17)	19	20	21	22=(19+20+21)	23	24	25	26	27=(23+24+25+26)	28	
CASH DISBURSEMENTS																												
Notice of Cash Allocation (NCA)	2,613,459.41	1,632,647.32		643,512.99	4,889,619.72	-	634,893.83		15,416,030.62	16,050,924.45	-	73,579.82	-	(35,561.31)	38,018.51	16,088,942.96	20,978,562.68	-	-	-	-	2,613,459.41	2,341,120.97	-	16,023,982.30	20,978,562.68		
MDS Checks Issu	637,154.66	830,174.47		287,576.20	1,754,905.33	-	7,600.00		12,964,741.84	12,972,341.84	-	(25,458.46)		(25,458.46)	12,946,883.38	14,701,788.71	637,154.66	812,316.01	-	-	637,154.66	812,316.01	-	13,252,318.04	14,701,788.71			
Advice to Debit Account	1,976,304.75	802,472.85		355,936.79	3,134,714.39	-	627,293.83		2,451,288.78	3,078,582.61	-	99,038.28	-	(35,561.31)	63,476.97	3,142,059.58	6,276,773.97	-	-	-	-	1,976,304.75	1,528,804.96	-	2,771,664.26	6,276,773.97		
Notice of Cash Allocation (NTA)	-	-		-	-	-	-		-	-	-	-	-	-	-	-	-	-	-	-	-	-	-	-	-	-		
MDS Checks Issu	-	-		-	-	-	-		-	-	-	-	-	-	-	-	-	-	-	-	-	-	-	-	-	-		
Advice to Debit Account	-	-		-	-	-	-		-	-	-	-	-	-	-	-	-	-	-	-	-	-	-	-	-	-		
Working Fund For FAPs	-	-		-	-	-	-		-	-	-	-	-	-	-	-	-	-	-	-	-	-	-	-	-	-		
Cash Disbursement Ceiling (CDC)	-	-		-	-	-	-		-	-	-	-	-	-	-	-	-	-	-	-	-	-	-	-	-	-		
TOTAL CASH DISBURSEMENTS	2,613,459.41	1,632,647.32		643,512.99	4,889,619.72	-	634,893.83		15,416,030.62	16,050,924.45	-	73,579.82	-	(35,561.31)	38,018.51	16,088,942.96	20,978,562.68	-	-	-	-	2,613,459.41	2,341,120.97	-	16,023,982.30	20,978,562.68		
NON-CASH DISBURSEMENTS																												
Tax Remittance Advices Issued (TRA)	174,000.00	21,835.14		22,362.41	218,197.55	-	33,346.22		1,254,405.17	1,287,751.39	-	11,071.51	-	(750.00)	10,321.51	1,298,072.90	1,516,270.45	-	-	-	-	174,000.00	66,252.87	-	1,276,017.58	1,516,270.45		
Non-Cash Availment Authority (NCAA)	-	-		-	-	-	-		-	-	-	-	-	-	-	-	-	-	-	-	-	-	-	-	-	-		
Disbursement effected through outright deduction from claims (please specify...)	-	-		-	-	-	-		-	-	-	-	-	-	-	-	-	-	-	-	-	-	-	-	-	-		
Overpayment of expenses (e.g. personnel benefits)	-	-		-	-	-	-		-	-	-	-	-	-	-	-	-	-	-	-	-	-	-	-	-	-		
Restitution for loss of government property	-	-		-	-	-	-		-	-	-	-	-	-	-	-	-	-	-	-	-	-	-	-	-	-		
Liquidated Damages and similar claims	-	-		-	-	-	-		-	-	-	-	-	-	-	-	-	-	-	-	-	-	-	-	-	-		
Others (TEF, BTr Documentary Stamp Tax, etc.)	-	-		-	-	-	-		-	-	-	-	-	-	-	-	-	-	-	-	-	-	-	-	-	-		
TOTAL NON-CASH DISBURSEMENTS	174,000.00	21,835.14		22,362.41	218,197.55	-	33,346.22		1,254,405.17	1,287,751.39	-	11,071.51	-	(750.00)	10,321.51	1,298,072.90	1,516,270.45	-	-	-	-	174,000.00	66,252.87	-	1,276,017.58	1,516,270.45		
GRAND TOTAL	2,787,459.41	1,654,482.46		665,875.40	5,107,817.27	-	668,240.05		16,670,435.79	17,338,675.84	-	84,651.33	-	(36,311.31)	48,340.02	17,387,015.86	22,494,833.13	-	-	-	-	2,787,459.41	2,407,373.84	-	17,299,999.88	22,494,833.13		
SUMMARY:																												
		<u>Previous Months</u>	<u>This Month (June)</u>	<u>As of Date</u>																								
Total Disbursement Authorities Received		28,590,844.90	22,142,698.45	50,733,543.35																								
NCA		27,015,000.00	20,626,428.00	47,641,428.00																								
NTA		-	-	-																								
Working Fund		-	-	-																								
TRA		1,575,844.90	1,516,270.45	3,092,115.35																								
CDC		-	-	-																								
NCAA		-	-	-																								
Others (CDT, BTr Does Stamp, etc.)		-	-	-																								
Less: Notice of Transfer Allocations (NTA)* issued		-	-	-																								
Total Disbursements Authorities Available		28,590,844.90	22,142,698.45	50,733,543.35																								
Less: Lapsed NCA		1,463.73	-	1,463.73																								
Disbursements **		28,232,238.05	22,494,833.13	50,727,071.18																								
Less: Non-Cash Disbursements		-	-	-																								
Disbursements effected through outright deductions from claims		-	-	-																								
Overpayment of expenses (e.g. personnel benefits)		-	-	-																								
Restitution for loss of government property		-	-	-																								
Liquidated Damages and similar claims		-	-	-																								
Others (TEF, BTr Documentary Stamp Tax, etc.)		-	-	-																								
Add/Less: Adjustments (e.g. cancelled/staled checks)		-	-	-																								
Balance of Disbursements Authorities as of to date		387,143.12	(352,134.68)	5,008.44																								
Notes: The use of NTA is discouraged * Amounts should tally ** Amounts should tally with the grand total disbursements (column 27)																												
Certified Correct:																												
 IVY MAY F. FAMATIGA ACCOUNTANT II 7/1/2021																												
Recommending Approval by:																												
 MERIAM F. FALLAR FAD CHIEF/AO V 7/1/2021																												
Approved By:																												
 EDWARD C. ALBARACIN DIRECTOR III 7/1/2021																												